

APPRENTICE JOURNEY MAP

Plumbing, Gasfitting and Drainlaying



Your Skills Account Manager will be in contact regularly throughout the programme to provide support and ensure progress is on track

Year 1

Meet with Skills Account Manager and sign up



Receive welcome pack



Start learning on the job



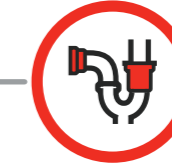
Arrange and attend First Aid and Confined Spaces Course



Module 1: Safe work practices
(Employer arranged)



Module 2: Ethical considerations, patterns and tools



Module 3: Introduction to drainlaying and plumbing

Year 2



Module 4: Height safety
(Employer arranged)

Year 3



Module 9: Water Supply and Pipework



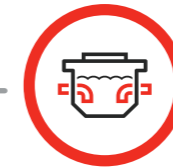
Year 2 Professional practice (on job)



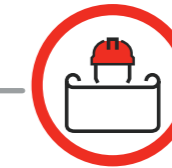
Module 8: Trade waste, pumps and hot water supply




Module 7: Introduction to gasfitting
Gasfitting apprentices only



Module 6: Inspection chambers and foulwater



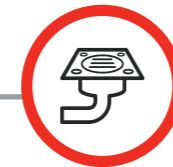
Module 5: Storm water and as built drawings



Module 10: Gas pipework
(Gasfitting apprentices only)



Module 11: Roofing, solid fuel space heaters and flues



Module 12: Wastewater and foul water



Year 3 Professional Practice (on job)



Ready to complete the PGDB Drainlaying Exam



Module 13: Gas testing, control and safety devices
(Gasfitting apprentices only)



Module 14: Backflow and solar



Module 15: Gas appliances
(Gasfitting apprentices only)

Year 4

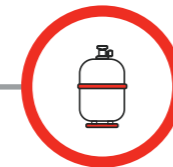
Year 5



Award of Plumbing, Gasfitting and Drainlaying Qualification



Ready to complete the PGDB Gasfitting Exam



Module 18: LPG
(Gasfitting apprentices only)



Module 17: Gas installation
(Gasfitting apprentices only)



Award of Plumbing and Drainlaying Qualification



Ready to complete the PGDB Plumbing Exam



Year 4 Professional Practice (on job)